

Deployment: From Unknown to Known to Desired

Mac Admin Fundamentals • Mac Admins Conference at Penn State 2014

Common Image

No Imaging

Imaging

Customize


Terminology

Deployment


Thin Imaging

Monolithic

Install Only



Unknown




Known



Desired

Deployment

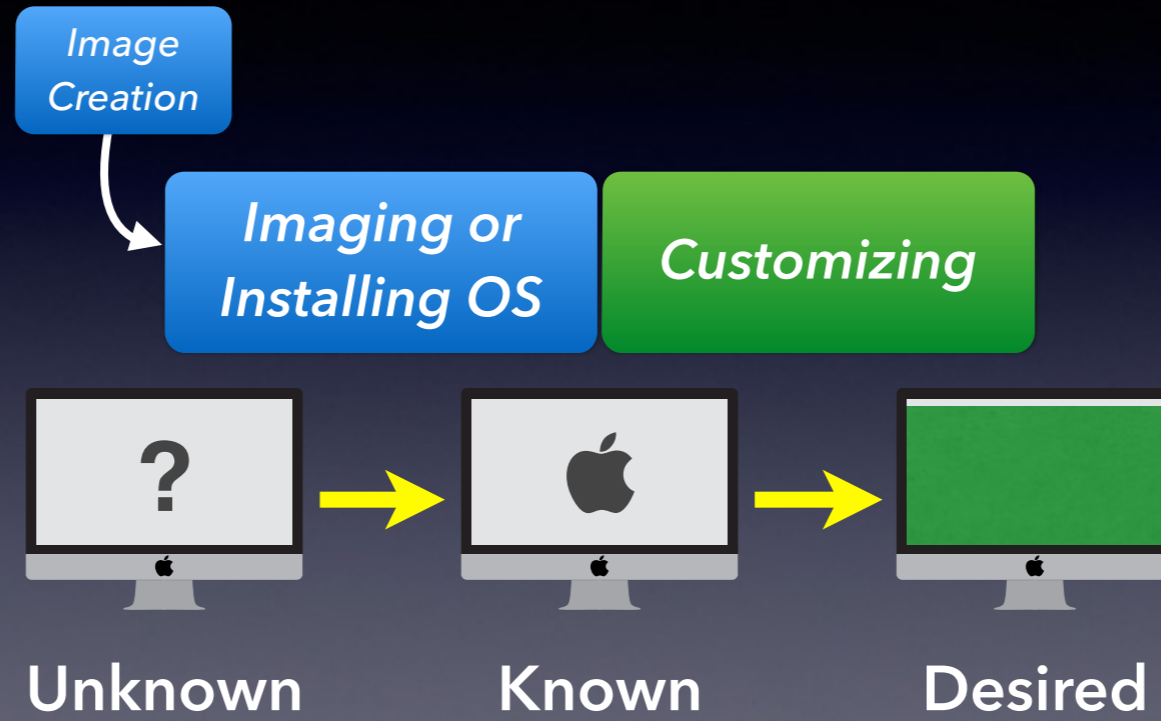



Unknown

Known

Desired


Deployment






Common Workflows

So let's see how the most common workflows fit into that schema. (Not discussing merits right now.)



Monolithic Imaging


- Image captured from a "Golden" Mac or built modularly
- No (significant) software installed in customizing stage



Hybrid Deployment


- Common Image built & installed
- Some software (& settings) installed in customizing stage
 - ▶ *e.g., Adobe CS/CC, Flash*

Define Lowest Common Denominator (Common) image here.




Install Only

- Mac is already in known bootable state (e.g., new in box)
- All software and settings installed in customizing phase
- a.k.a. Customize Only



Erase and Install


- Mac's bootable state is unknown or undesired
- Erase boot drive and install OS
- All other software and settings installed in customizing phase



Hire a Student


- Same as either Install Only (new Mac) or Erase and Install, but done **manually**
- Use a paper checklist for full effect

But what about...?



Thin Imaging

- Minimal Common Image
 - ▶ OS + hooks for auto-installation
- Small Common Image
 - ▶ OS + maybe an app or two
- Erase and Install



No Imaging

- ✓ ● Install Only
- ✓ ● Erase and Install



Common Imaging

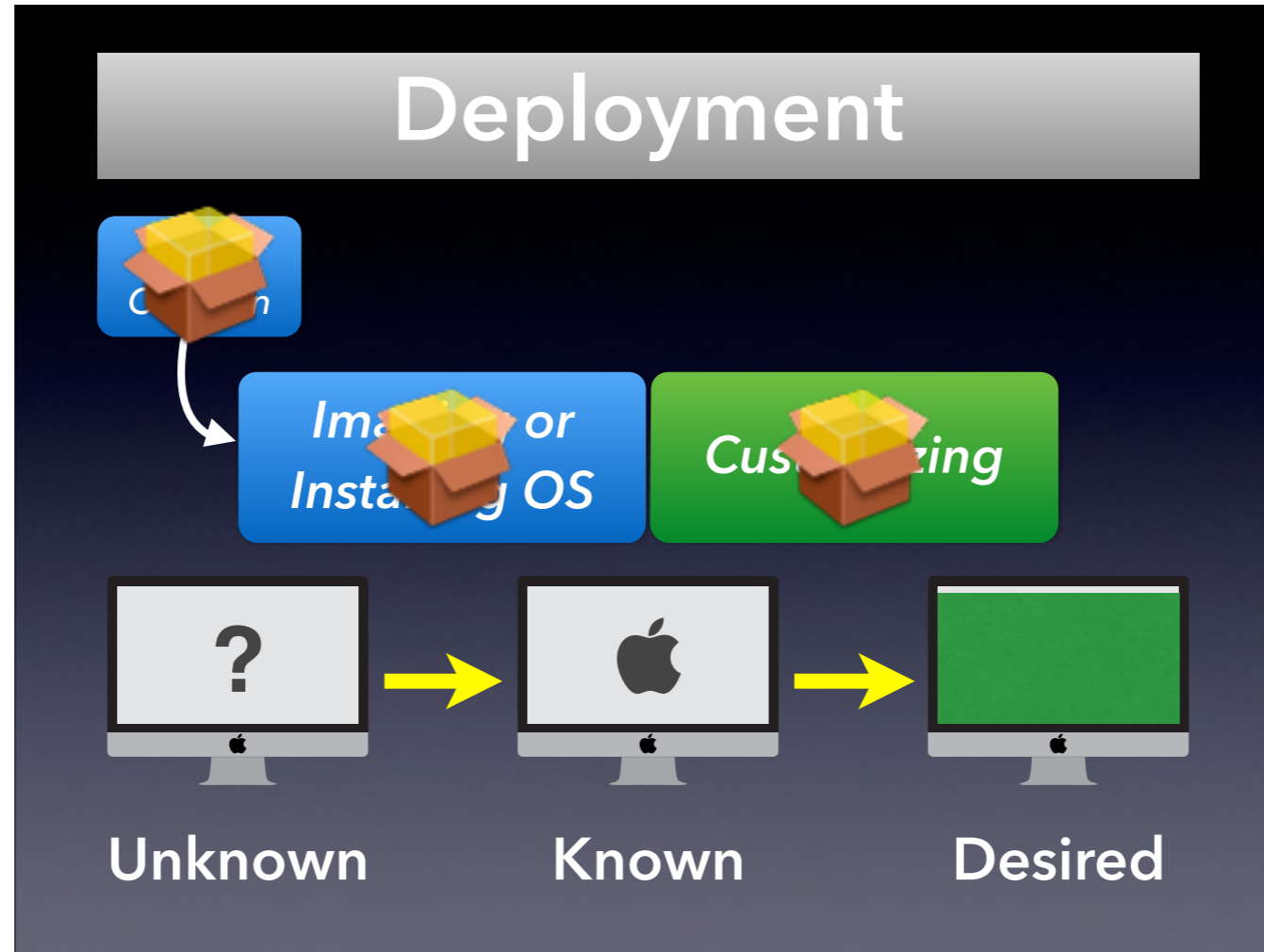
(Monolithic, Hybrid, Minimal)



No Imaging

(Erase & Install, Install Only)

So to simplify it further, there are really only two types of deployment method: those that use an image and those that don't. Especially with imaging, it's just a matter of degrees.



Regardless of your workflow or what you call it, you can use packages in all phases, whether it's building an image, installing an OS, or customizing your Mac.

So let's talk about Packaging

[Hand off to Vaughn; take break after Vaughn finishes; resume after break on new deck]